

# How to use Kiroro Webstore



*Life Out Loud*

# Step 1 – Click “BUY NOW” to enter the Webstore

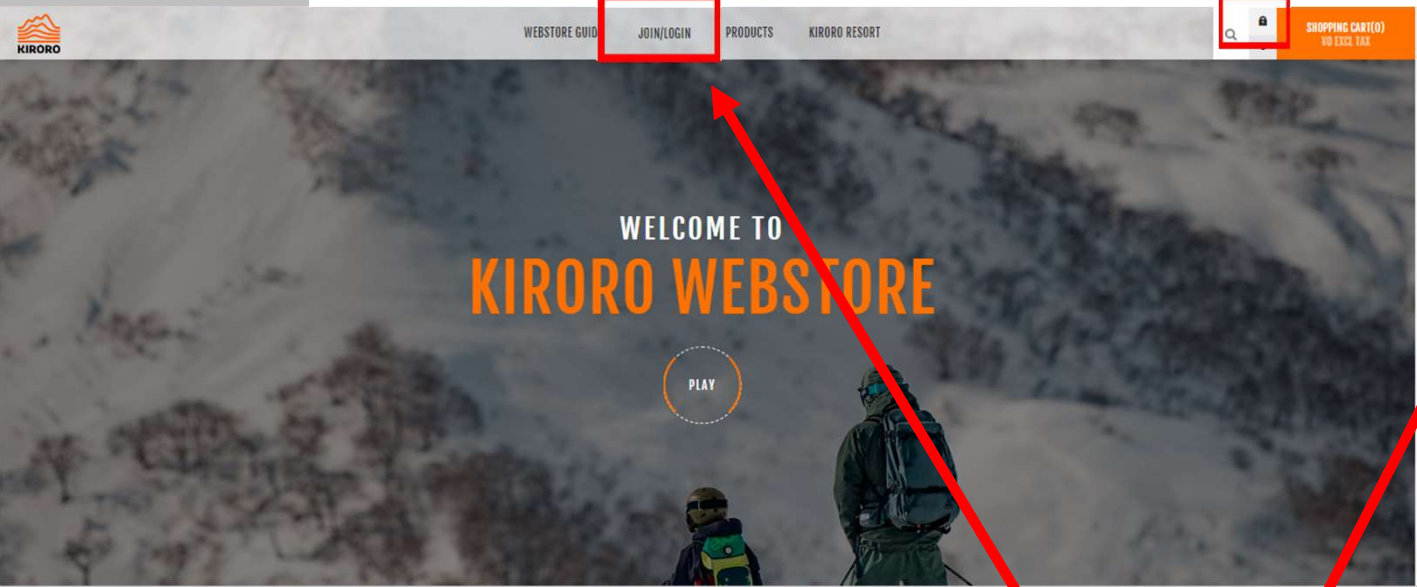
[https://www.kiroro.co.jp/lift\\_price/](https://www.kiroro.co.jp/lift_price/)

The screenshot shows the Kiroro website interface. At the top left is the Kiroro logo with the tagline 'FIVE STAR BY NATURE'. To the right of the logo are social media icons for WhatsApp, Facebook, Instagram, YouTube, and Twitter, followed by a search icon and the text '日本語'. A red box highlights the 'WEBSTORE' link with a shopping cart icon. Below this is a navigation menu with links for 'KIRORO SNOW WORLD', 'STAY', 'DINE', 'LESSON', 'LIFT & RENTAL', and 'EXPLORE'. The main content area is titled 'GONDOLA & LIFT PRICES'. Below this is a section titled 'GONDOLA & LIFT RATES' with a red promotional message: 'Get the best deal on Kiroro Webstore! You can save up to 10% on regular daily lift passes in our Webstore.' A small disclaimer below reads: '\*Season passes are excluded and some products are not available on the Webstore.' At the bottom left of this section is an orange 'BUY NOW' button, which is also highlighted with a red box. A red arrow points from the 'WEBSTORE' link to the 'BUY NOW' button. A grey box on the right side of the page contains the text 'Click here' with a red arrow pointing towards the 'BUY NOW' button.

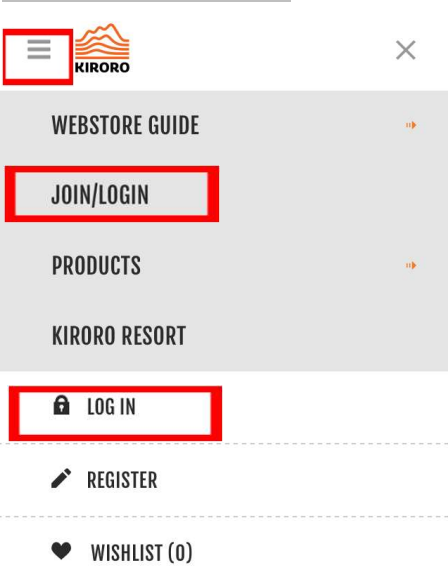


# Step 2 – Click “JOIN/LOGIN”

## Desktop



## Mobile



Click here



# Step 3 – Register or Login

※Registration is required for the first-time user.

WELCOME, PLEASE SIGN IN!

**NEW CUSTOMER**

By creating an account on our website you will be able to shop faster, be up to date on an orders status, and keep track of the orders you have previously made.

**REGISTER**

**RETURNING CUSTOMER**

EMAIL:

PASSWORD:

Remember me? [Forgot password?](#)

**LOG IN**

**Please register first even if you don't purchase right away (free of charge)**

**Enter your details if you have an account**



**Enter the required fields and register**

## REGISTER

PASS CODE

IF YOU HAVE A WEBCODE FROM A PASS ENTER IT HERE AND PRESS SEARCH.

YOUR PERSONAL DETAILS

GENDER:

Male  Female

FIRST NAME (ENGLISH):

LAST NAME (ENGLISH):

DATE OF BIRTH:

Month

Day

Year

EMAIL:

**If you have a Kiroca, you can find the number from the code on the card.**



# Step 4 – Select your purchase

**LIFT PASS**

LIFT PASSES

Please check the latest information about lift operation.

[ Lift Operation Hours ]

[ Weather and Lift Status ]

[ Detail and Price ]

6

**HIGH SEASON LIFT ADULT** ハイシーズン アダルト

**HIGH SEASON LIFT CHILD** ハイシーズン チャイルド

**HIGH SEASON LIFT SENIOR** ハイシーズン シニア

Select a product



# Step 5 – Add other members to group

Add new party member`s details.

1. Click the “Add new party member” button to add new group members.
1. Enter details then click “CONTINUE”.
2. New group members appear on the drop-down list.

## 6 HOUR ADULT HIGH SEASON LIFT PASS

The 6 Hour Passes are valid from the first entry through the lift gate until the

### PARTY MEMBER \*

-- Select Party Member --

-- Select Party Member --

タロウ キロロ (Me)

ABC Smith (Friend)

キロロ シロウ (Friend)

キロロ キロロ (Guardian)

**Add new party member...**

1

2

PARTY MEMBERS

Add a Party Member by entering your details.

FIRST NAME LAST NAME

EMAIL

DATE OF BIRTH

Month Day Year

RELATIONSHIP

-- Select Relationship --

I HAVE A PASS

CANCEL

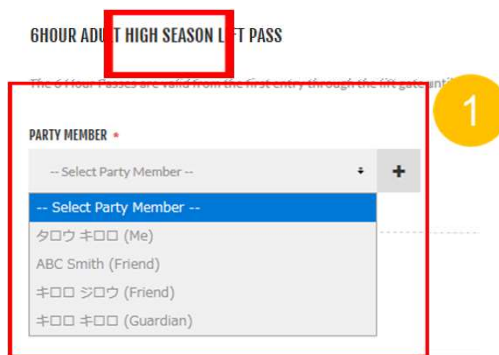
CONTINUE



# Step 6 – Select members and quantity

1. Select party members
2. Choose the quantity
3. Click “ADD TO CART”

※*Note that you need to purchase child/senior/youth/adult passes separately, the system does not recognize the age of each party members.*





# Step 7 – Checkout

- Review your purchases by clicking on Shopping cart.
- Check each purchase corresponds to the correct age category, and season.
- Click on “CHECKOUT” button.

The screenshot shows a shopping cart page titled "SHOPPING CART". The cart contains two items, both "SEASON PASS ADULT" with a price of ¥55,000 INCL TAX and a quantity of 1. Below the cart items are buttons for "UPDATE SHOPPING CART", "CLEAR CART", and "CONTINUE SHOPPING". A "DISCOUNT CODE" field is present with an "APPLY" button. To the right, a summary box shows "SUB-TOTAL: ¥110,000 INCL TAX", "SHIPPING: NOT REQUIRED", and "TOTAL: ¥110,000". A checkbox for "I agree with the terms of service and I adhere to them unconditionally (read)" is located below the summary. At the bottom right, a prominent orange "CHECKOUT" button is visible.

REMOVE	IMAGE	PRODUCT(S)	PRICE	QTY.	TOTAL
<input type="checkbox"/>		SEASON PASS ADULT Party Member: タロウキ□□ <a href="#">EDIT</a>	¥55,000 INCL TAX	1	¥55,000 INCL TAX
<input type="checkbox"/>		SEASON PASS ADULT Party Member: ABC Smith <a href="#">EDIT</a>	¥55,000 INCL TAX	1	¥55,000 INCL TAX

UPDATE SHOPPING CART CLEAR CART CONTINUE SHOPPING

DISCOUNT CODE  
Enter your coupon here  
DISCOUNT CODE APPLY

SUB-TOTAL: ¥110,000 INCL TAX  
SHIPPING: NOT REQUIRED  
TOTAL: ¥110,000

I agree with the terms of service and I adhere to them unconditionally ([read](#))

CHECKOUT



# Step 8 – Confirm the purchase

- Before confirming your order, please check again that all purchases are correct. Please note that each purchase has the correct quality, and matches the party member (this is not transferrable)

**CONFIRM YOUR ORDER**

**CONFIRM**

**BILLING ADDRESS**  
〒100-0001  
Email: supkenry004@yahoo.co.jp

**PAYMENT**  
iCard

IMAGE	PRODUCT(S)	PRICE	QTY.	TOTAL
	SEASON PASS ADULT Party Member: 山崎 太郎	¥55,000 INCL TAX	1	¥55,000 INCL TAX
	SEASON PASS ADULT Party Member: ABC Smith	¥55,000 INCL TAX	1	¥55,000 INCL TAX
	6 HOUR ADULT HIGH SEASON LIFT PASS Party Member: ABC Smith	¥4,876 INCL TAX	1	¥4,876 INCL TAX



# Step 9 – Credit Card Payment

- Enter your credit card details, click on proceed then wait until your browser shows the confirmation page.

キロロ Webショッピング支払方法選択 - Select payment method

[ショッピングサイトに戻る - Return to shopping site <](#) [お支払方法の選択 - Select payment method >](#)

[必要事項を記入 - Fill in the required information >](#) [お支払手続き完了 - Payment procedure complete](#)

お支払する方法をお選びになり、お進みください。  
Please select the payment method and proceed.


ご利用内容 - Usage details

お品代 - Goods	114,876円
税送料 - Tax postage	0円
お支払合計 - Total payment	114,876円

お支払方法をお選びください。 Please select a payment method.

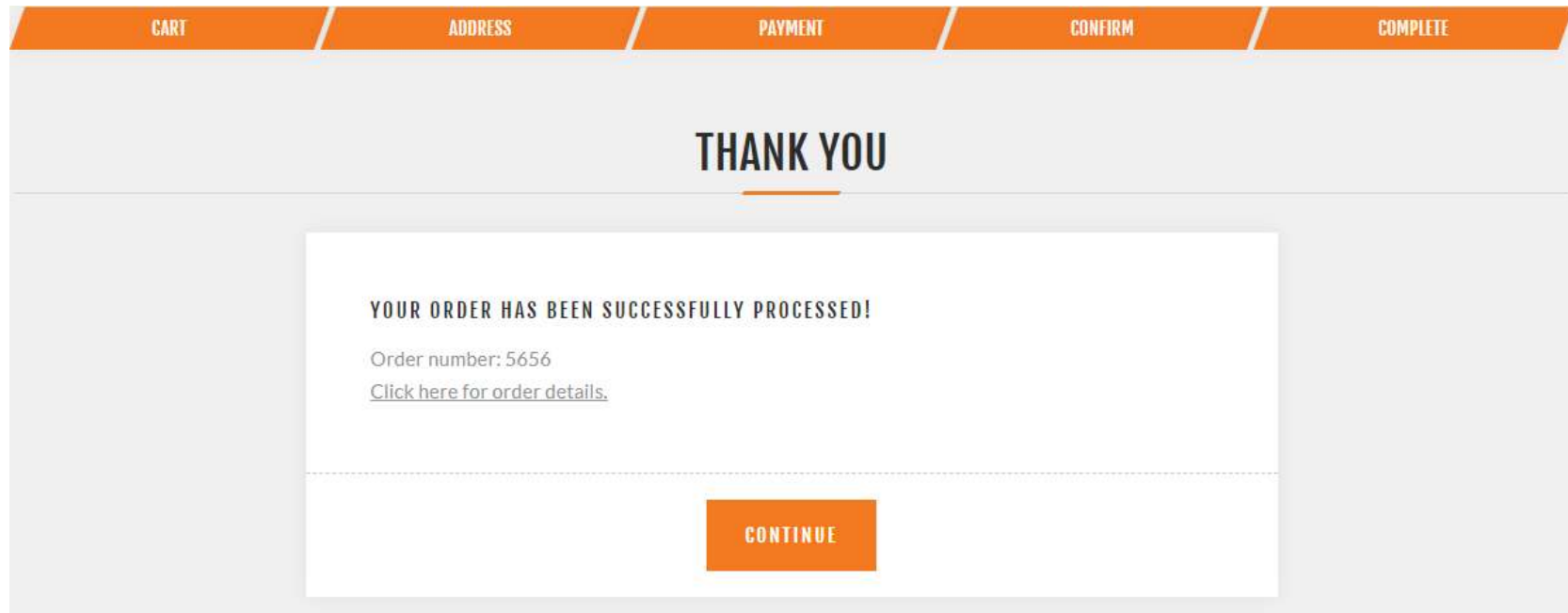
クレジット

**Click "proceed" to finalize the payment**



# Step 10 – Purchase confirmation

- You will receive a confirmation e-mail and barcode.



# Step 11 – Collect your purchases (Kiroca)

- If you have already had a Kiroca, you are ready to ski & snowboard. Any purchases will be automatically loaded to your card.
- Otherwise, scan your barcode sent by email at Online Pass Pickup machine in Mountain Center to receive your new Kiroca.



Transaction Code:  
LXXMND889

Purchase reference:  
997.20200317.3

Purchase date:  
Tuesday, March 17, 2020



**Keep your Kiroca in your  
left chest pocket  
or left sleeve.**

**Enjoy riding!**



*Life Out Loud*