

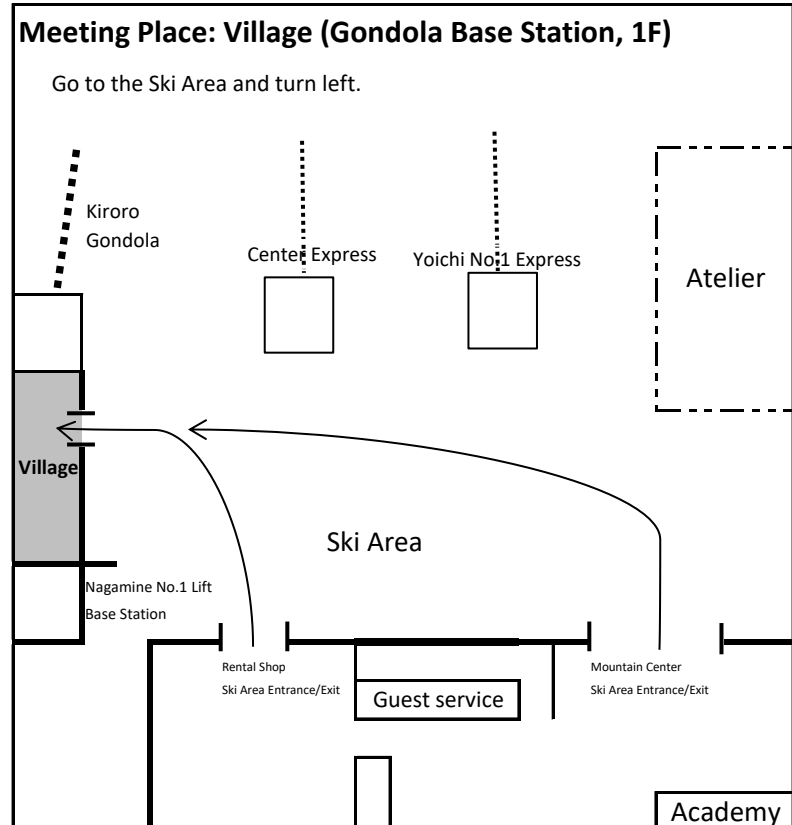
Annie Kids Ski Academy / Information for Parents and Guardians

Thank you very much for applying for an Annie Kids Ski Academy ski or snowboard lesson.
 At Annie Kids Ski Academy we employ France-born teaching methods designed especially for children to help them enjoy skiing or snowboarding safely for the first time.
 Before submitting this application form, please read carefully and make sure you are agree with the information below.

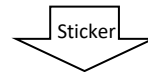
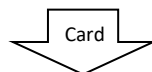
Necessary Items:

- Skis or snowboard
- Boots
- Ski poles (Not necessary for Shuss 3, Shuss 4 and Premier ski classes.)
- Ski wear (Please be sure to dress warmly. We recommend wearing warm and long-sleeved tops and tights under your ski wear.)
- Neck warmer (Make sure to wear warm clothes.)
- Gloves (The more waterproof and warmer the better.)
- Goggles (Necessary to protect your eyes from the cold and ultraviolet rays.)
- Helmet (Helmets are provided for free during lesson. If you will ski/snowboard after your lesson, please rent a helmet from the Rental Shop.)
- Thin woody hat (Wear under your helmet. Hats without pompoms and other decorations are the best.)

A Day at Annie Kids Ski Academy	
8:30	Lesson fees can be paid at the Academy Reception Counter (Mountain Center, 1F) between 8:30 and 9:30.
9:45	Morning Lesson Meeting Time (Come to the Village 9:45.)
10:00	Morning Lessons
11:50	Pick-up time (For kids who will eat lunch with their family.)
12:00	Lunch Time
13:15	Afternoon Lesson Meeting Time (Come to the Village 13:15.)
13:30	Afternoon Lessons
15:20	Pick-up time



*** Upon paying the lesson fees, we will present you with a name card and stickers for your child.**



This card is to prove your child's attendance. Present it to Academy staff at the meeting place.	Attach one sticker to the top of your child's helmet, and the other to the tip of one of your child's skis.
--	---

- Lesson fees include lift pass during the lesson time.
- Lesson fees include accident insurance.
- Please make sure your child goes to the toilet before coming to the lesson.
- To ensure your child's safety, please do not call them when taking photos during their lesson.
- Please be aware that we may contact you over the public announcement system if your child's physical condition shall change suddenly.
- If your child requires medication of any kind, please administer it yourself.
- Our instructors will give an explanation about lesson content for parents/guardians in front of the Village at 11:50 for kids' morning lessons and at 15:20 for kids' afternoon and full-day lessons.
- In the unlikely case of accident and injury, Kiroro Snow World will provide first aid to the greatest extent possible. However, we shall ask you to make arrangements for medical treatment and transportation yourself.
- We will protect the personal information you provide in this application form in accordance with the privacy laws. This information will be used to ensure smooth lesson-operation, and in no case will be provided to other parties.
- Lift pass is provided during the lesson time, so your child does not need to bring the KIROCA during the lesson time.